

Podium Newsletter

March April 2012



Welcome to the Podium Club!

The information found at www.antiquetractorpullguide.com is like no other information out there. The tips, tricks and secrets of successful tractor pulling are designed to improve your performance at the next tractor pull, while having more fun at the same time.

Making the Adjustments

Big news! At long last, **The Antique Tractor Pull Guide: Gearing** is now available! Copies began shipping a couple weeks ago. I sure appreciate those folks out there who contacted me to find out how things were going. The newest ATPG book is **the most detailed and most visual book created yet**. Just like tractor pulling itself, it took a bit of life adjustment to get it finished. There have been several things that delayed the release of the Gearing book – an active toddler in the house, more responsibility at work with longer hours, parts of the book rewritten in the 11th hour, image printing problems, tractor projects (or rather the set up of projects), and so on. By no means am I complaining about anything; I'm one of those people who enjoys being busy. During a recent conversation, someone asked me, "How do you do it all?" That's where the adjustments come in. **Time is one of the most important assets** and it's extremely important to use it wisely. There were lots of nights and weekends that went into the Gearing book, but more importantly, it took careful time management and commitment to get things done. Pieces of the book were broken into smaller tasks and worked on in shorter time chunks to avoid burnout. It was a balancing act between the work on the book, life and regular work. Also, there is nothing better than the feeling of accomplishment. This is the feeling when hard work finally pays off and the weight is lifted. We all can achieve great things, simply by working at it. One of my favorite quotes:

"If we did all the things we are capable of, we would literally astound ourselves."
– **Thomas A Edison**

This month I encourage you to think about using time wisely and work on making small adjustments to find a balance and get things done. Who knows, you may be surprised at your capabilities!

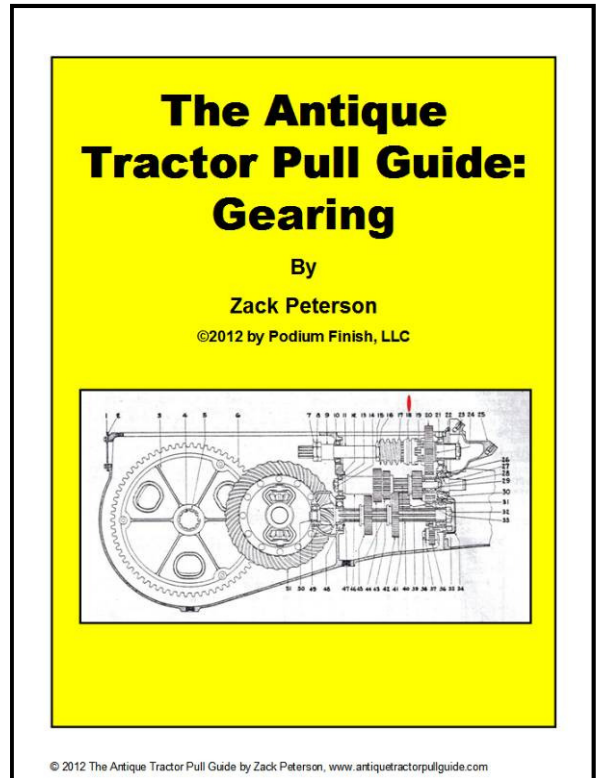
March April 2012



Available NOW!

The Antique Tractor Pull Guide: Gearing

- Gear fundamentals, engineering principles and how transmissions work.
- Discussion of transmissions and how gearing affects tractor pulling.
- Transmission maps showing actual tooth counts for common antique pulling tractors, shift patterns also.
- Gearing variations, gear swaps, and how ground speed is affected.
- Inside auxiliary transmissions – M&W, Sherman, and more.
- How to calculate gear reduction, changes to gearing and custom gearing.
- A MUST for anyone who is serious about tractor pulling!
- Could make the difference of a podium finish!



Available only at www.antiquetractorpullguide.com

PETE'S TRACTOR SALVAGE, INC.

PETE'S TRACTOR SALVAGE, INC
2163 15th Ave. NE
Anamoose, ND 58710
Pete & Delilah Engen, OWNERS
Over 40 years in business.

NEW EMAIL ADDRESS
ptractor@goNDTC.com

Phone 800-541-7383
Fax 701-465-3276

Web Site: petesttractor.com

March April 2012



Project Update – MM ZTU

In the October 2010 issue of the *Podium Newsletter*, there was mention of an engine transplant for a Minneapolis Moline ZTU. This was to replace the stock 184 side valve engine with a later overhead 220 cubic inch engine. We saw the removal of the engine in the March 2011 issue and here is some more progress on that project, which is nearing completion. The engine swap is fairly straight forward, only requiring a ZA flywheel to accommodate the hand clutch and fits the bolt pattern on the 220. The only hitches are the lower radiator hose/pipe routing and the exhaust routing.



ZTU Before



220 Engine



220 Engine installed




Tough to tell 55hp is hiding under there!

March April 2012



Project Update – MM ZTU (cont)

The lower radiator hose must be routed across the front of the engine between the water pump and lower outlet. Stay tuned for additional updates coming soon.



Water pump on right side



Crossing in front and into the radiator

Did you know?

The Podium Newsletter reaches over **well over 800 subscribers** (and increasing fast) every month? Do you have a product or service to offer? If so, advertising in the Podium Newsletter and on www.antiquetractorpullguide.com may benefit you or your business, and at ridiculously low rates!

For more information, contact Zack at zack@antiquetractorpullguide.com

March April 2012



Massey Harris 101 Senior Surprise

In the spirit of the release of the Gearing book, here is a pleasant surprise that was discovered about a recently acquired Massey Harris 101 Senior. For those unfamiliar with a 101 Senior, it is the forerunner to the 44 tractor and sports the same flat head 226 Continental six cylinder engine as the later 44-6 tractor. The 101 only has a four speed transmission, with a very, very fast road gear in the neighborhood of 18mph.




Yes, the tractor is rough, but what peaked my interest was the front wheels. They are a set of cut down steel front wheels, which means it was highly likely the tractor was shipped on steel. The tractor is an early 1943 model built during WWII, so there is a high likelihood that it was shipped on steel. There is only one way to find out for sure, and that's to look inside the transmission.

March April 2012




Massey Harris 101 Senior Surprise (cont)

There were two optional 4th gear sets for the 101 Senior tractors – a 6-1/2mph and a 10mph option. To my great surprise, this tractor has the 6-1/2mph 4th gear set! Why is this a good discovery? It makes the earlier 4 speed transmission similar in ratios with the later 5 speed found on 44 tractors. This could be vitally important if a big engine were put in front of it. Third gear is one tooth slower than a 44 and the 6-1/2mph 4th gear is two teeth slower.



6-1/2mph 4th gear set

25T drive gear



39T drive gear

Standard 17.85mph 4th gear set

There is lots of work to be done on this tractor to make it worthy of the pulling track. More updates will be shown in the coming months.

March April 2012



Podium Members

A while back we asked for folks to send in pictures and information about their tractors. The response was great and here are some of the Podium Members and their tractors.

Ward Pierson from Lynden, WA is a member of the Puget Sound Antique Machinery Club. He pulls in 6500lb and 7000lb class, 4mph, 6mph, and 8mph and started pulling 4 years ago with the kids on mowers. Ward thanks Jeff Kentch for putting him on his first tractor where he had a full pull and finished in 1st place. He's been HOOKED ON PULLING ever since. Now he's the show promoter for all of the Lynden area pulls. Pictured below is a 1963 Minneapolis Moline M602. **Coming event:** GRAND OPENING PACIFIC NORTH WEST PULLING TRACK at Berthusen Park PSATMA, JUNE 15th & 16th. Hot farm smokers and trucks, huge show and shine plus semi pulling. Ward's own words: "Again thanks for the newsletters, enjoyed them all!"
~Ward Pierson For info: wardly1@yahoo.com 360-656-5322



March April 2012



Podium Members (cont)

Alex Butcher from **Granville, Pennsylvania:**

“I always went to a stone boat pull on Labor Day weekend in Morris, Pa and I finally said, “Dad I want to pull“.

I pull at Trout Run Antique Tractor pull Assoc. (TRATPA) and Monroeton (Twin Tracks)

My tractor is a 1951 Oliver 77.

I pull in 5000, 5500, 6000, 6500 and sometimes 7000.

I learned that just a little change can make a HUGE difference.”



March April 2012



Podium Members (cont)

My name is **Kip Hansen** from **Cedar City, Utah**. My Dad, my Son, and I pull A-Cs with the Color Country Antique Machinery Assn. Dad & I went from restoring and showing tractors to pulling them. Unfortunately we found success early on!! Enclosed are some photos of our 1938 Allis-Chalmers WC, "38 Special" We have been club champion with this tractor for the past three years at two different weights. My Dad Sheridan Hansen pulls it in 3500 Farm Stock Plus and I pull it in 4000 Farm Stock Plus. This tractor has a Hi-Crop WC rear end with 6.6:1 ratio gears. We built a fairly tame 240 cid WD45 engine and run about 4.5 mph in second gear at 1950 rpm. We are running 14.9x24 Cheap-Imported "Irrigation" tires on the original 6" wide pressed steel wheels and 4.00x15 fronts on RC rims. We also pull four other A-Cs in different Farm Stock Classes. A 48 "B", 48 "C", 50 "C", and a 37 "WC". This year my 10 year old son Treyson is going to start pulling on the little "B". Kip



March April 2012



Podium Members (cont)

I am sending you some pictures of my 11 yr old grandson, **Ryan Edwards**. We started pulling last year after watching it at a local fair. Ryan, with guidance of a friend and fellow puller Charles Dalton, has embraced this sport. He does everything for himself except he needs help with adding/subtracting rear wheel weights. Ryan pulls a 1953 Super C Farmall mainly in the 3000 and 3500lb classes. Occasionally he pulls in the 4000lb class for experience. He has won two 5th places with his Super C, which is not bad for an 11 yr old in his first year of pulling. This past year was a learning year all the way around since we were basically starting from scratch. This winter Ryan and I joined the New River Antique Tractor club of Dublin, Virginia where the pictures were taken. Ryan also pulls at the Peters Mtn Antique Tractor club track in Ballard, West Virginia. We also have acquired a 1944 Farmall H and a 1949 Farmall M. If these tractors work out he will be pulling in 6 classes; a big undertaking for a now 12 yr old boy. Since I am handicapped the members of the New River Tractor Club have taken him under their wings by helping him with weights and tips to help him get a better pull.



March April 2012



Podium Members (cont)



Ryan Edwards and Farmall Super C



Kip Hansen and the "38 Special" Allis WC

March April 2012



Podium Members (cont)

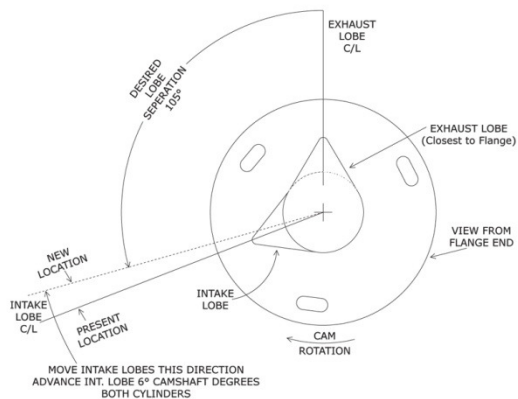
Want to be a part of the Podium Newsletter? If you're interested in sharing your pride and joy, send an email to zack@antiquetractorpullguide.com.

Answer the following questions:

- Your Name and where you're from
- How you got into pulling
- What clubs you like to pull with
- Tractor Make/Model/Year
- Picture or two of your tractor
- Classes you pull in
- One or two things you've learned in pulling that has helped
(I'm not asking you to spill the beans or give away your best secrets, but simply share a tip or story)



The Winning Combination! VINTAGE ENGINE MACHINE



Highest Cam Lift in the Industry!



8915 E. South Riverway Ave. Spokane, WA 99212
888-221-9550 Toll Free /509-999-2119 Cell 24/7
email: ramremfg@aol.com
www.ramengine.com

Benton County Fair Spring Tractor Pull

Saturday May 19th, 2012

Benton County Fairgrounds - Corvallis, OR

Registration & Weigh In: 9:00am – 12:00pm

Driver's Meeting: 12:15pm

Tractor Pull: 12:30pm

Need more info?

Tom Peterson: 541-752-2664

Zack Peterson: 541-231-4162



King of the Hill 4250#, 4mph
King of the Hill 6250#, 4mph

3mph & 6mph classes thru 9,000# 6mph classes 10,000# and above

Weight Classes:

3000, 3500, 4000, 4500, 5000, 5500, 6000, 7000, 8000, 9000, 10000, 11000, 12000 and 15000

USAP Rules

(however, no tractor age limit on any class - all tractors welcome)

1. Drivers must be 14 years of age or older.
2. Starting positions in each class will be determined by order of registration.
3. Tractors to weigh in prior to hooking to sled. No driver changes or weight addition after weigh in.
4. Drivers must stay on the seat of the tractor at all times.
5. Any tractor or puller found to be unsafe or illegal may be disqualified or barred from hooking.
6. Any tractor parts falling off (Weights, etc.) while hooked to the sled will be disqualified.
7. Tractor must stay in bounds at all times during pull.
8. Wheelie bars are recommended for 3mph classes, required for 6mph classes below 10,000lbs, recommended for classes 11,000lbs and above. Materials used must be strong enough to support the weight of the tractor when a jack is placed under the pad. Each pad must be at minimum a 5" square. The pad must extend past the edge of the tire diameter by a minimum of 2". The distance between the wheelie bars must be at minimum 24" from the outside edge of each pad.
9. Any tractor can pull in a maximum of three classes (One hook per class). KOH is a bonus hook.
10. Draw bars will have a maximum height of 20" and no less than 18" from center of axle to hook point. Must be stationary in all directions. The hitch hole must allow hook point to flow freely and be parallel with the ground. Hitches to be measured during weigh in.
11. Weights must not extend rearward beyond rear tires and cannot be more than 11 feet from the center of the rear axle to furthest point forward. (Must be stock wheelbase -- cannot be altered)
12. Two wheel drive only. Tractors with front wheel assist must disengage front axle.
13. Ground Speed in MPH will be monitored by live display at end of track until pull is completed. Allowed engine RPM is 20% above factory high idle. Breaking speed limit at any time during hook results in disqualification.
14. There will be no transmission shifting during a pull. A restart will be allowed during the first 25 feet. Pull will end when flagger signals to stop due to no forward motion or out of bounds.
15. Tractors must have the Stock Ag engine, frames, transmission, rear end and axle housing or manufacturer's replacement. No adapter plates allowed for engine, transmission, or front end. Naturally aspirated engines only unless otherwise factory equipped. No alcohol or nitrous.
16. 3mph Classes – Max Tire Width & Size 15.5-38 thru 6000#, 18.4-38 7000# and up. Top Cut Tires Allowed. 14.9-30, 16.9-28 tires OK. 11.2-42, 12.4-42 allowed if factory equipped.
17. 6mph Classes – Max Tire Width & Size 18.4-38 thru 9000#. Any size 9000# and up. Full Cut Tires Allowed.
18. The track judges will be identified at the drivers' meeting prior to the pull. The judges shall disqualify any driver or tractor deemed to be unsafe and will rule on all issues. All judges decisions shall be final.

Benton County Fairgrounds
110 SW 53rd Street
Corvallis, Oregon 97333

Podium Newsletter



Coming next month...

- Benton County Spring Pull recap
- Puller Profile
- Project updates
- And more...

May issue will be available 5/30/12

I want to hear from you! If you have feedback, requests or information you would like featured, please send an email to:
zack@antiquetractorpullguide.com.

“Max Cooling”
MH 101 at
Quincy, WA
Spring Tractor
Pull. Full story
to come...

